


MIGAJOČE GOSENICE




1. KORAK: S POMOČJO ŠIVANKE NA NITKO NANIZAJ PUHASTE KROGLICE.




2. KORAK: PUSTI 15 CM PRAZNE NITKE,




3. KORAK: NJEN KONEC OVIJ OKOLI ENE STRANI PALIČICE




4. KORAK: DEL NOVE NITKE PRIVEŽI NA SREDO KROGLIC,



**5. KORAK: DRUGI DEL NITKE PA PRIVEŽI
NA DRUGI DEL PALIČICE**



**6. KORAK: NA PRVO KROGLICO PRILEPI
UČKE**



7. KORAK: V ROKE VZEMI PALIČICO IN GOSENICI POSODI GLAS, NAJ GOSENICI OŽIVI!